

Investment objective (summary of investment policy)

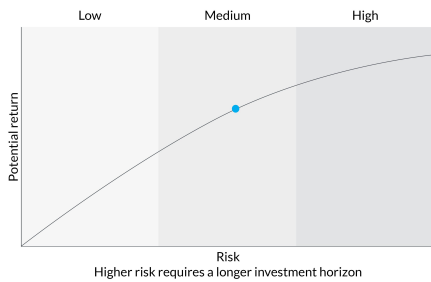
The PSG Wealth Global Preserver Feeder Fund (the "portfolio") is a Rand denominated feeder fund, that will part from assets in liquid form, invest solely in the PSG Wealth Global Preserver FoF (USD) SICAV p.l.c. (the "underlying fund") domiciled in Malta. The investment objective of the portfolio, via its holding in the underlying fund, is to provide relative capital stability and to maximise returns for investors through income portfolios. The underlying fund will invest in a diversified range of global high-income and interest-bearing collective investment schemes with a focus on debt obligation of governments, international organisations and corporations or financial institutions of high credit standing and adhere to a minimum combined 50% exposure to high-income and interest-bearing funds and cash or 100% cash if in the interest of investors. The underlying portfolio may hold financial instruments for the exclusive purpose of hedging exchange rate risk and may invest in collective investment schemes that use derivative instruments for efficient portfolio management. Please refer to the MDD as well as the prospectus of the underlying fund.

Who should consider investing?

Specific Fund Risks: The fund sits in the middle of the risk/reward spectrum and investors should expect some fluctuations in markets. The risk of short-term monetary loss is medium due to volatility of exchange rates and global markets. The portfolio is concentrated in global bonds and cash with a moderate exposure to equity (below 30%), and primarily exposed to default and interest rate risks. Interest rate risk is the risk that the value of fixed income investments tends to decrease when interest rates and/or inflation rises. Default risk is where the issuers of fixed income instruments may not be able to meet interest or capital repayments. Property shares may be included in the portfolio and can carry the same risk as investing directly in real estate which is subject to economic and political conditions, interest rates and tax considerations. Investing in foreign securities may be subject to risks pertaining to overseas jurisdictions and markets, including (but not limited to) local liquidity, macroeconomic, political, tax, settlement risks. Currency fluctuations may adversely affect the value of your investment and any related income.

- This fund is suitable for investors who:
- are seeking a global cautious portfolio which provides relative capital stability and maximise returns with a long-term investment horizon of at least five years
 - are comfortable with short-term volatility and exchange rate fluctuations

Risk/reward profile



Fund details

Inception date	01 November 2017
Fund manager	Adriaan Pask
Fund size	R 515 055 304
Class units in issue	319 293 521
Class NAV	R 1.61
ASISA sector	Global - Multi Asset - Low Equity
Benchmark	EAA Fund USD Cautious Allocation Average (in ZAR)
Minimum investment	As per the platform minimum
Regulation 28 compliant	No
ISIN	ZAE000249470

Distribution history (cents per unit)

Distribution frequency: **Annually**

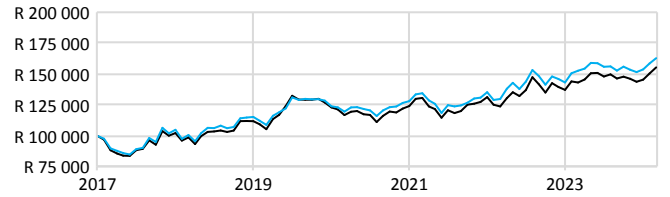
29 February 2024	0.1800
------------------	--------

To invest

Speak to your financial adviser
The cut-off time for daily transactions is determined by the platform.

Cumulative long-term performance

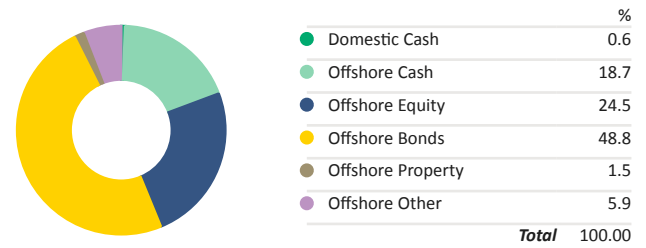
Time period: 01/11/2017 to 31/12/2024



PSG Wealth Global Preserver FF D R 162 862.7
EAA Fund USD Cautious Allocation Average (in ZAR) R 155 417.9

Value of notional R100,000 invested on 01/11/2017 with all distributions reinvested on reinvestment date after fees. Investment performance is for illustrative purposes only.

Asset allocation/investment exposure



There may be slight differences in the totals due to rounding.

Top ten equity holdings

As of date: 31/12/2024

Microsoft Corp	0.4
Apple Inc	0.3
Novartis AG	0.3
Johnson & Johnson	0.2
National Grid plc	0.2
Unilever plc	0.2
Deutsche Boerse AG	0.2
Abbvie Inc	0.2
Alphabet Inc	0.1
Meta Platforms Inc	0.1

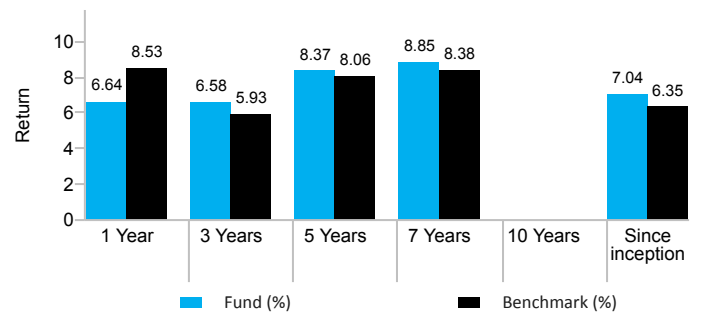
Composition

As of date: 31/12/2024

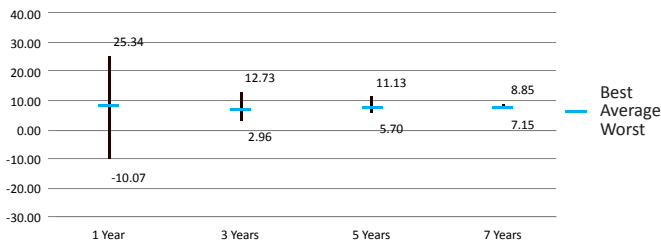
PSG Wealth Global Preserver FoF	99.4
Ninety One GSF Global Managed Income Fund	18.8
PIMCO GIS Strategic Income Fund	18.9
Abrdn Diversified Income Fund	18.9
BlackRock Global Multi-Asset Income Fund	18.9
Fidelity Funds Global Multi-Asset Income Fund	18.9
Offshore Cash	5.0
Domestic Cash	0.6

Annualized return % (after fees)

As of date: 31/12/2024



Rolling returns (%)



The rolling return chart reflects the highest, lowest and average annualised return over the period indicated since the inception of the fund. For example, for the 1 year period the chart reflects the highest, lowest and average 12 month return the fund has experienced since its inception. Rolling returns highlight the magnitude of an investment's stronger and poorer periods of performance.

What is a Total Expense Ratio (TER)?

The Total Expense Ratio (TER) is the annualised percentage of the Fund's average assets under management that has been used to pay the Fund's actual expenses over a one and three year period. This percentage of the average Net Asset Value (NAV) of the portfolio was incurred as charges, levies and fees related to the management of the portfolio. A higher TER ratio does not necessarily imply a poor return, nor does a low TER ratio imply a good return. The current TER cannot be regarded as an indication of future TERs. Part of the Annual Management Fee may be payable to the financial intermediary. The sum of the TER and transaction costs is shown as the Total Investment Charge. Since Fund returns are quoted after the deduction of these expenses, the TER and transaction costs should not be deducted again from published returns.

Total investment charge

Total Investment Charge annualised for the period 01/10/2021 to 30/09/2024

Total expense ratio % (incl. VAT)	1.35
Annual management fee % (incl. VAT)	0.46
Other costs excluding transaction costs % (incl. VAT)	0.89
Transaction costs % (incl. VAT)	0.07
Total investment charge % (incl. VAT)	1.42

Total investment charge

Total Investment Charge annualised for the period 01/10/2023 to 30/09/2024

Total expense ratio % (incl. VAT)	1.33
Annual management fee % (incl. VAT)	0.46
Other costs excluding transaction costs % (incl. VAT)	0.87
Transaction costs % (incl. VAT)	0.07
Total investment charge % (incl. VAT)	1.40

Transaction costs

Transaction costs are shown separately and are a necessary cost in administering the Financial Product and impacts Financial Product returns.

Transaction costs should not be considered in isolation as return may be impacted by many other factors over time including market returns, the type of Financial Product, the investment decisions of the investment manager and the TER.

Fees

Adviser fees are negotiated between the client and adviser and is distinct from the other fees on this document.

The PSG Wealth FoF range of Solutions (including this fund) do not incur any performance fees at either a Fund of Fund or underlying manager level.

Disclaimer

Collective Investment Schemes (CIS) in securities are generally medium to long term investments. The value of participatory interests (units) or the investment may go down as well as up and past performance is not a guide to future performance. Fluctuations or movements in the exchange rates may cause the value of underlying international investments to go up or down. CIS are traded at ruling prices and can engage in borrowing and scrip lending. The portfolio may borrow up to 10% of its market value to bridge insufficient liquidity. Where foreign securities are included in a portfolio, the portfolio is exposed to risks such as potential constraints on liquidity and the repatriation of funds, macroeconomic, political, foreign exchange, tax, settlement and potential limitations on the availability of market information. The portfolios may be capped at any time in order for them to be managed in accordance with their mandate. PSG Collective Investments (RF) Limited does not provide any guarantee either with respect to the capital or the return of the portfolio. Due to rounding, numbers presented throughout this document may not add up precisely to the totals provided.

Feeder Funds

A Feeder Fund is a portfolio which, apart from assets in liquid form, invests in a single portfolio of a collective investment scheme, which levies its own charges, and which could result in a higher fee structure for feeder fund portfolios.

Performance

All performance data for a lump sum, net of fees, includes income and assumes reinvestment of income on a NAV to NAV basis. Annualised performances show longer term performance rescaled over a 12-month period. Individual investor performance may differ as a result of initial fees, the actual investment date, the date of reinvestment and dividend withholding tax. Performance is calculated for the portfolio and individual investor performance may differ as a result thereof. The portfolio is valued at 15h00 daily. The cut-off time is determined by the investment platform. Income distributions are net of any applicable taxes. Actual annual figures are available to the investor on request. Prices are published daily and available on the website <https://www.psg.co.za/psg-multi-managed-funds> and in the daily newspapers. Figures quoted are from Morningstar Inc.

Pricing

Forward pricing is used. Unit trust prices are calculated on a net asset value (NAV) basis, which is the market value of all assets in the portfolio including income accruals less permissible deductions divided by the number of units in issue.

Redemptions

The ability of a portfolio to repurchase is dependent upon the liquidity of the securities and cash of the portfolio. To protect investors, a manager may suspend repurchases for a period, subject to regulatory approval, to await liquidity. A suspension ensures

that the sale of a large number of units will not force PSG Collective Investments (RF) Limited to sell the underlying investments at a price in the market which could have a negative impact on investors. PSG Collective Investments (RF) Limited will keep all investors informed should a situation arise where such suspension is required.

Fees

A schedule of fees and charges and maximum commissions is available on request from PSG Collective Investments (RF) Limited. Commission and incentives may be paid and, if so, are included in the overall costs. Different classes of Participatory Interest can apply to these portfolios and are subject to different fees, charges and possibly dividend withholding tax and will thus have differing performances.

Company details

PSG Investment Management (Pty) Ltd is the investment advisor to the delegated fund manager, PSG Wealth Financial Planning (Pty) Ltd. Both are registered financial services providers under the Financial Advisory and Intermediary Services Act. PSG Collective Investments (RF) Limited is registered as a CIS Manager with the Financial Sector Conduct Authority, and a member of the Association of Savings and Investments South Africa (ASISA) through its holding company PSG Financial Services Limited. PSG Collective Investments (RF) Ltd retains full responsibility for the third-party named portfolios. PSG Investment Management (Pty) Ltd, PSG Wealth Financial Planning (Pty) Ltd and PSG Collective Investments (RF) Limited are subsidiaries of PSG Financial Services Limited.

Conflict of Interest Disclosure

The portfolio may from time to time invest in a portfolio managed by a related party. PSG Collective Investments (RF) Limited or the fund manager may negotiate a discount in fees charged by the underlying portfolio. All discounts negotiated are reinvested in the portfolio for the benefit of the investors. Neither PSG Collective Investments (RF) Limited nor PSG Investment Management (Pty) Ltd retains any portion of such discount for their own accounts.

Trustee

The Standard Bank of South Africa Limited, 2 Heerengracht Street, Cnr Hertzog Boulevard, Cape Town, 8001. Tel: +27 (21) 401 2443. Email: compliance-PSG@standardbank.co.za.

Additional information

Additional information is available free of charge on the website www.psg.co.za/psg-multi-managed-funds and may include publications, brochures, forms and annual reports.