

### Investment objective (summary of investment policy)

The PSG Money Market Fund's objective is to provide capital security, a steady income and easy access to your money. The fund invests in selected money market instruments issued by government, parastatals, corporates and banks with a maturity term of less than 13 months. The fund operates within the constraints of Regulation 28 of the Pension Funds Act.

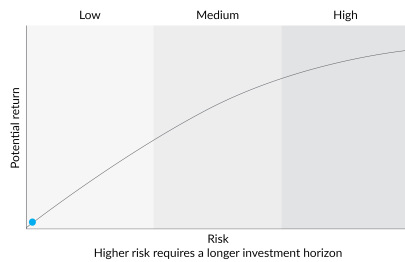
### Who should consider investing?

Fund specific risks: The fund sits at the bottom of the risk/reward spectrum. A money market fund offers a secure investment, but is not completely risk free and severe losses may reduce the capital value of the portfolio. The portfolio is exposed to default and interest rate risks. Interest rate risk is the risk that the value of fixed income investments tends to decrease when interest rates and/or inflation rises. Default risk is where the issuers of fixed income instruments may not be able to meet interest or capital repayments.

This fund is suitable for investors who:

- seek capital stability, interest income and easy access to their money through a low-risk investment
- need an interim investment vehicle or 'parking bay' for surplus money
- have a short-term investment horizon

### Risk/reward profile



### Fund details

Inception date	03 August 2020
Fund manager	Duayne Le Roux and Lyle Sankar
Fund size	R 2 119 135 979
Class units in issue	8 999 908
Class NAV	R 1.00
ASISA sector	South African - Interest Bearing - Money Market
Benchmark	(ASISA) SA - Interest Bearing - Money Market Mean
Performance fees	No
Minimum investment	R 25 000 lump sum
Regulation 28 compliant	Yes
ISIN	ZAE000288437

### Distribution history (cents per unit)

#### Distribution frequency: Monthly

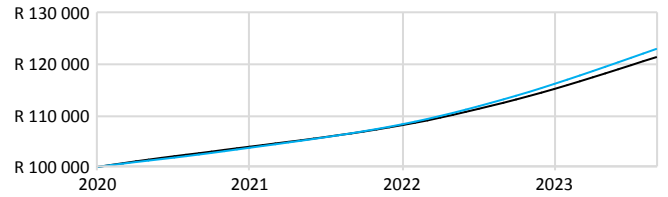
31 March 2024	0.7215
29 February 2024	0.6779
31 January 2024	0.7301
31 December 2023	0.7280
30 November 2023	0.7054
31 October 2023	0.7231
30 September 2023	0.6907
31 August 2023	0.7046
31 July 2023	0.7017
30 June 2023	0.6604
31 May 2023	0.6480
30 April 2023	0.6185

### To invest

This class is only available on investment platforms. Speak to your financial adviser, visit [www.psg.co.za](http://www.psg.co.za) or visit your platform of choice. Cut-off times for daily transactions are determined by investment platforms.

### Cumulative long-term performance

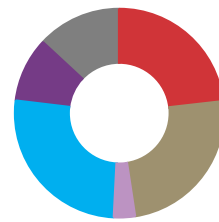
Time period: 03/08/2020 to 31/03/2024



PSG Money Market Fund Class P R 122 865.1  
 (ASISA) SA - Interest Bearing - Money Market Mean R 121 274.6

Value of notional R100,000 invested on 03/08/2020 with all distributions reinvested on reinvestment date after fees. Investment performance is for illustrative purposes only.

### Asset allocation/investment exposure



Instrument	%
Call	23.2
Linked NCD/Floating rate notes	24.4
Promissory Note	3.2
NCDs	26.1
Step rate notes	10.0
Treasury Bill	13.1
<b>Total</b>	<b>100.00</b>

There may be slight differences in the totals due to rounding.

### Top five issuer exposures

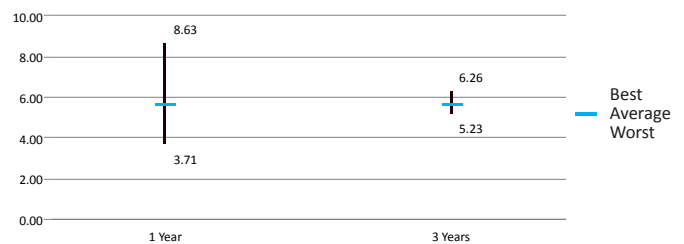
As of date: 31/03/2024

Issuer	%
Nedbank Ltd	22.3
FirstRand Bank Ltd	22.0
Absa Bank Ltd	18.5
The Republic of South Africa	13.1
Standard Bank of SA Ltd	19.5

### Cumulative and annualised returns (%)

Return	Fund (%)	Benchmark (%)
<b>Cumulative:</b>		
Since inception	22.87	21.21
<b>Annualised:</b>		
Since inception	5.79	5.41
3 Years	6.26	5.51
1 Year	8.63	7.24

### Rolling returns (%)



The rolling return chart reflects the highest, lowest and average annualised return over the period indicated since the inception of the fund. For example, for the 1 year period the chart reflects the highest, lowest and average 12 month return the fund has experienced since its inception. Rolling returns highlight the magnitude of an investment's stronger and poorer periods of performance.

## What is a Total Expense Ratio (TER)?

The Total Expense Ratio (TER) is the annualised percentage of the Fund's average assets under management that has been used to pay the Fund's actual expenses over a one and three year period. This percentage of the average Net Asset Value (NAV) of the portfolio was incurred as charges, levies and fees related to the management of the portfolio. A higher TER ratio does not necessarily imply a poor return, nor does a low TER ratio imply a good return. The current TER cannot be regarded as an indication of future TERs. Part of the Annual Management Fee may be payable to the financial intermediary. The sum of the TER and transaction costs is shown as the Total Investment Charge. Since Fund returns are quoted after the deduction of these expenses, the TER and transaction costs should not be deducted again from published returns.

## Total investment charge

Total Investment Charge annualised for the period 01/10/2020 to 14/09/2023

<b>Total expense ratio % (incl. VAT)</b>	<b>0.36</b>
Annual management fee % (incl. VAT)	0.35
Other costs excluding transaction costs % (incl. VAT)	0.01
<b>Transaction costs % (incl. VAT)</b>	<b>0.02</b>
<b>Total investment charge % (incl. VAT)</b>	<b>0.38</b>

## Total investment charge

Total Investment Charge annualised for the period 15/09/2023 to 31/03/2024. The annual management fee changed to 0.17% from 15/09/2023.

<b>Total expense ratio % (incl. VAT)</b>	<b>0.19</b>
Annual management fee % (incl. VAT)	0.17
Other costs excluding transaction costs % (incl. VAT)	0.02
<b>Transaction costs % (incl. VAT)</b>	<b>0.01</b>
<b>Total investment charge % (incl. VAT)</b>	<b>0.20</b>

## Transaction costs

Transaction costs are shown separately and are a necessary cost in administering the Financial Product and impacts Financial Product returns.

Transaction costs should not be considered in isolation as return may be impacted by many other factors over time including market returns, the type of Financial Product, the investment decisions of the investment manager and the TER.

## Fees

A schedule of fees and charges and maximum commissions is available on request from PSG Collective Investments (RF) Limited. Commission and incentives may be paid and, if so, are included in the overall costs. Different classes of participatory interest can apply to these portfolios and are subject to different fees, charges and possibly dividend withholding tax and will thus have differing performances. Adviser fees are negotiated between the client and adviser and is distinct from the other fees on this document.

### Disclaimer

Collective Investment Schemes in Securities (CIS) are generally medium to long-term investments. The value of participatory interests (units) or the investment may go down as well as up and past performance is not a guide to future performance. Fluctuations or movements in the exchange rates may cause the value of underlying international investments to go up or down. CIS are traded at ruling prices and can engage in borrowing and scrip lending. The portfolio may borrow up to 10% of its market value to bridge insufficient liquidity. Where foreign securities are included in a portfolio, the portfolio is exposed to risks such as potential constraints on liquidity and the repatriation of funds, macroeconomic, political, foreign exchange, tax, settlement and potential limitations on the availability of market information. The portfolios may be capped at any time in order for them to be managed in accordance with their mandate. PSG Collective Investments (RF) Limited does not provide any guarantee either with respect to the capital or the return of the portfolio. Due to rounding, numbers presented throughout this document may not add up precisely to the totals provided.

### Money Market

The PSG Money Market Fund maintains a constant price and is targeted at a constant value. The quoted yield is calculated by annualizing the average 7 day yield. A money market portfolio is not a bank deposit account. Excessive withdrawals from the portfolio may place the portfolio under liquidity pressures and in such circumstances a process of ring-fencing of withdrawal instructions and managed payouts over time may be followed. The total return to the investor is made up of interest received and any gain or loss made on any particular instrument. In most cases the return will merely have the effect of increasing or decreasing the daily yield but in the case of abnormal losses it can have the effect of reducing the capital value of the portfolio.

### Regulation 28

The fund is managed according to Regulation 28 of the Pension Funds Act. The South African retirement fund industry is governed by the Pension Funds Act No. 24 of 1956. Regulation 28 of the Pension Funds Act prescribes the maximum limits in asset classes that an approved retirement fund may invest in. Exposures in excess of the limits will be corrected immediately, except where due to a change in the fair value or characteristic of an asset, e.g. market value fluctuations, in which case they will be corrected within a reasonable time period.

### Performance

All performance data for a lump sum, net of fees, include income and assumes reinvestment of income on a NAV to NAV basis. Annualised performances show longer term performance rescaled over a 12 month period. Individual investor performance may differ as a result of initial fees, the actual investment date, the date of reinvestment and dividend withholding tax. Performance is calculated for the portfolio and individual investor performance may differ as a result thereof. The portfolio is valued at 15h00 daily. Income distributions are net of any applicable taxes. Actual annual figures are available to the investor on request. Prices are

published daily and available on the website [www.psg.co.za/asset-management](http://www.psg.co.za/asset-management) and in the daily newspapers. Figures quoted are from Morningstar Inc.

### Pricing

Forward pricing is used. Unit trust prices are calculated on a net asset value (NAV) basis, which is the market value of all assets in the portfolio including income accruals less permissible deductions divided by the number of units in issue.

### Redemptions

The ability of a portfolio to repurchase is dependent upon the liquidity of the securities and cash of the portfolio. To protect investors, a manager may suspend repurchases for a period, subject to regulatory approval, to await liquidity. A suspension ensures that the sale of a large number of units will not force PSG Collective Investments to sell the underlying investments at a price in the market which could have a negative impact on investors. PSG Collective Investments will keep all investors informed should a situation arise where such suspension is required.

### Company details

PSG Collective Investments (RF) Limited is registered as a CIS Manager with the Financial Sector Conduct Authority, and a member of the Association of Savings and Investments South Africa (ASISA) through its holdings company PSG Financial Services Limited. The management of the portfolio is delegated to PSG Asset Management (Pty) Ltd, an authorised Financial Services Provider under the Financial Advisory and Intermediary Services Act 2002, FSP no 29524. PSG Asset Management (Pty) Ltd and PSG Collective Investments (RF) Limited are subsidiaries of PSG Financial Services Limited. PSG Collective Investments (RF) Limited can be contacted on +27(21) 799 8000; (toll free) 0800 600 168, via email [assetmanagement@psg.co.za](mailto:assetmanagement@psg.co.za).

### Conflict of interest disclosure

The fund manager may use the brokerage services of a related party, PSG Securities Ltd.

### Trustees

The Standard Bank of South Africa Limited,  
 The Towers, 2 Heerengracht Street,  
 Cnr Hertzog Boulevard,  
 Cape Town  
 8001

Tel: +27 21 401 2443

Email: [Compliance-PSG@standardbank.co.za](mailto:Compliance-PSG@standardbank.co.za)

### Additional information

Additional information is available free of charge on the website

<https://www.psg.co.za/about-us/psg-asset-management> and may include publications, brochures, forms and annual reports.